

TECHNICAL MEMORANDUM

PRODUCT : ALL

No : 0104

FROM : Contherm Scientific Ltd  
TO : ALL AGENTS


DATE : 19/9/2011

**SUBJECT:** RESTRAINT BRACKETS

The restraint bracket kit consist of the following parts:

PK screws – 4x


Restraint mounting brackets – 2x



Mounting the restraint bracket:


1. Locate the 4 mounting holes at the rear of the cabinet.
2. Mount the restraint bracket using 2 PK screws on each bracket. Once mounted, the single-hole plane is facing the outside perimeter of the cabinet. (Please see photo below for reference.)

Sample standard cabinet rear  
**without** the restraint bracket



Restraint bracket  
mounting holes

Sample standard cabinet rear  
**WITH** the restraint bracket



Restraint bracket  
mounted at the cabinet  
rear side